



Instructions

OVERHEAD MOLLE SHELF RAM MOUNT

Thank you for purchasing the Overhead MOLLE RAM Mount from AAL! We greatly appreciate your trust in our company. We take that purchase and your commitment to us very seriously. If you have any questions along the way, please don't hesitate to give us a call at 385.202.4188.

Please read the instructions thoroughly before starting this project.

Tools Required:

There is more than one tool for every job, but below is the list of tools we use for this installation.

- 4mm allen wrench
- 5mm allen wrench
- 8mm wrench
- 10mm wrench

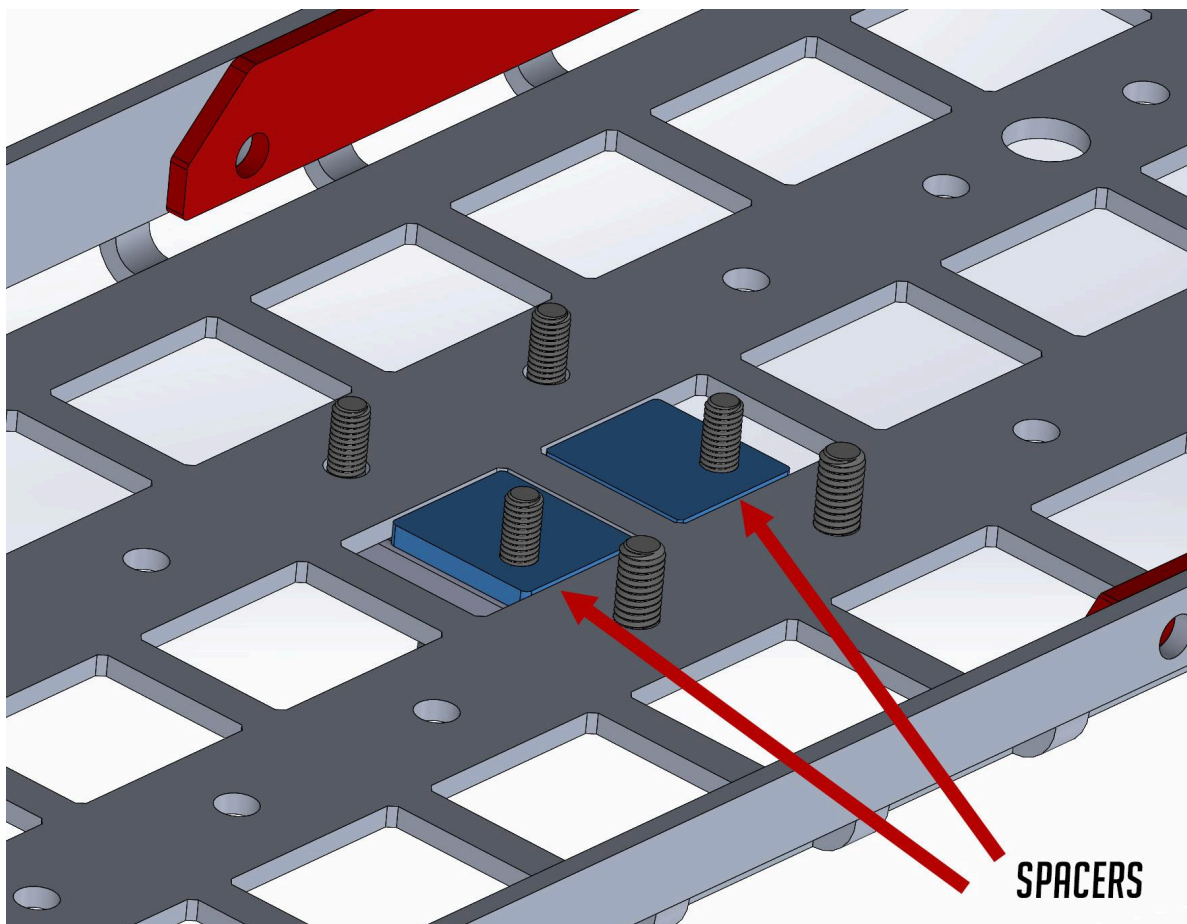
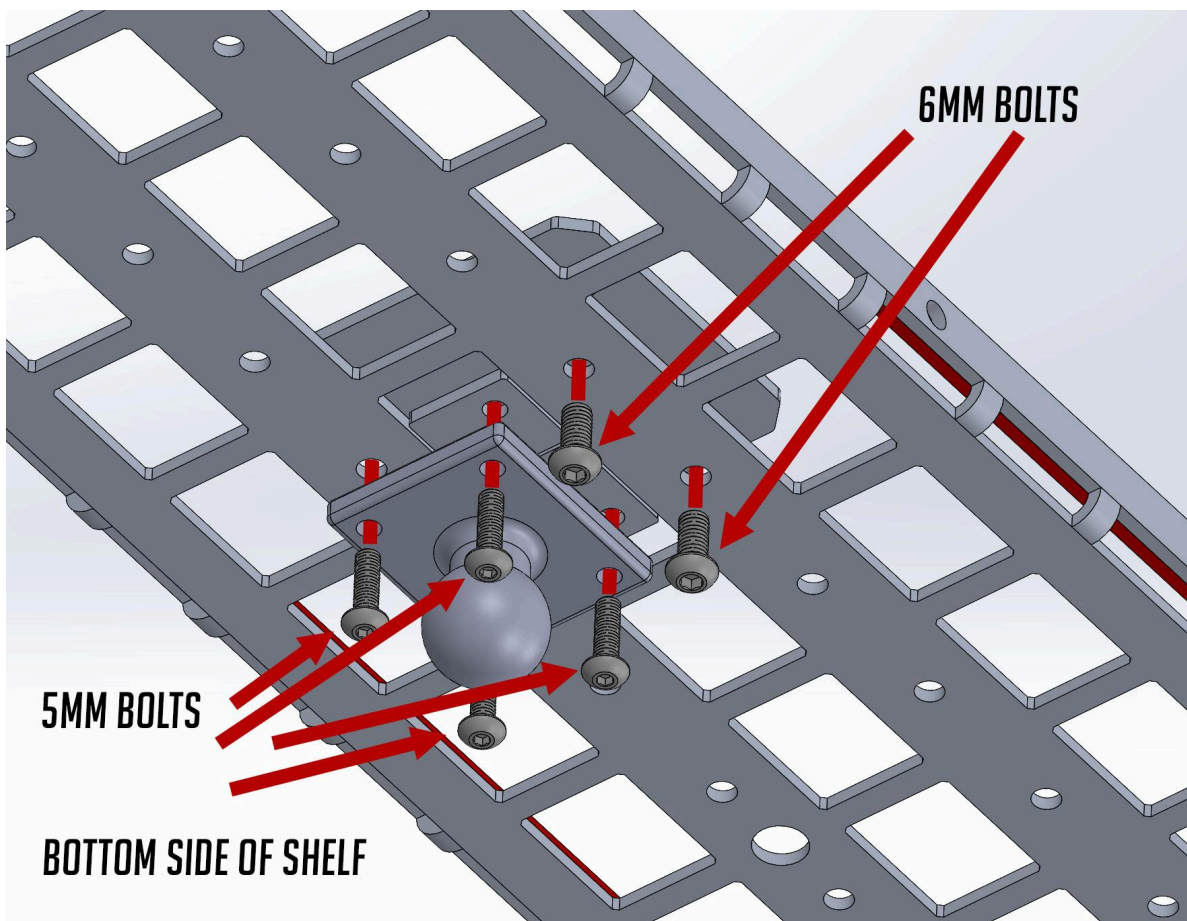
Step 1: Line Up RAM Mount

Determine the desired location on the Overhead MOLLE Shelf. Two of the holes of the RAM mount must align with two of the holes of the shelf. The other two holes of the RAM mount will line up with an open hole in the MOLLE pattern. The included rectangular spacers will fill up the open holes in the MOLLE pattern.

After the location has been determined, insert the bolts as shown below, keeping in mind that the spacers will need to live between the RAM mount and the top plate.

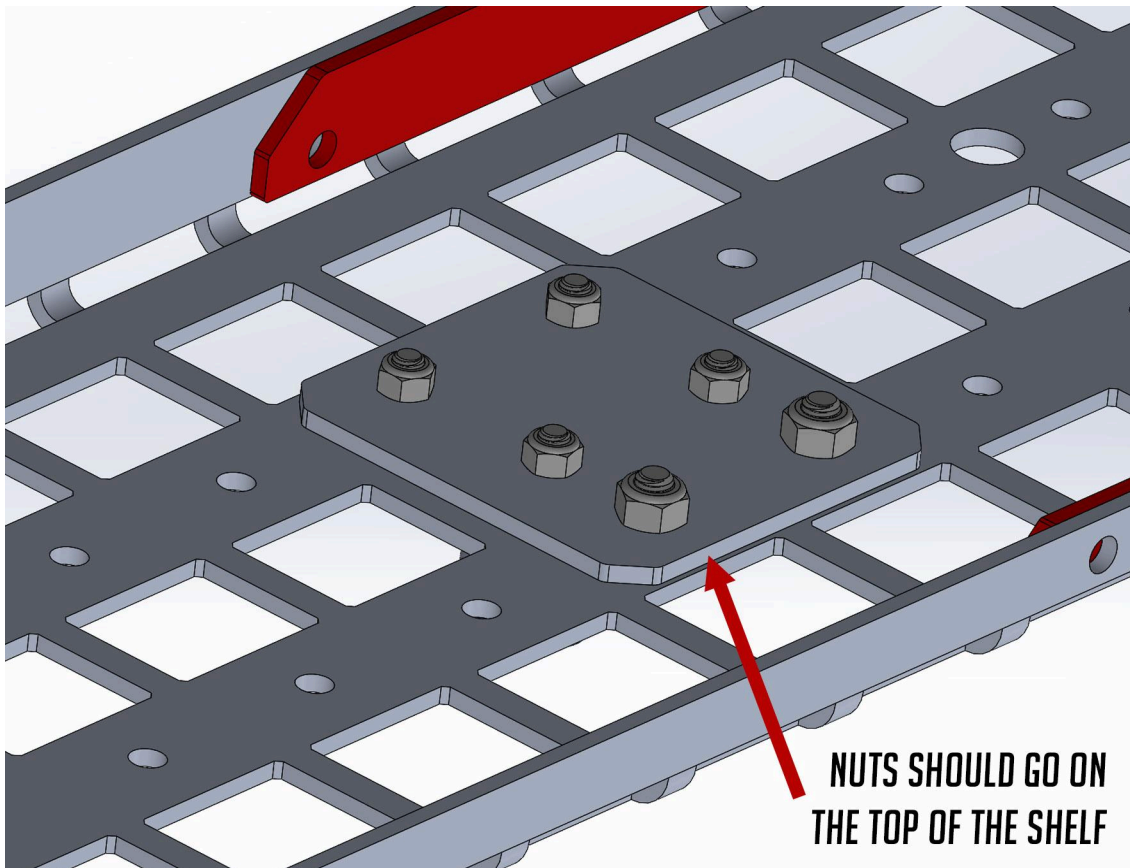
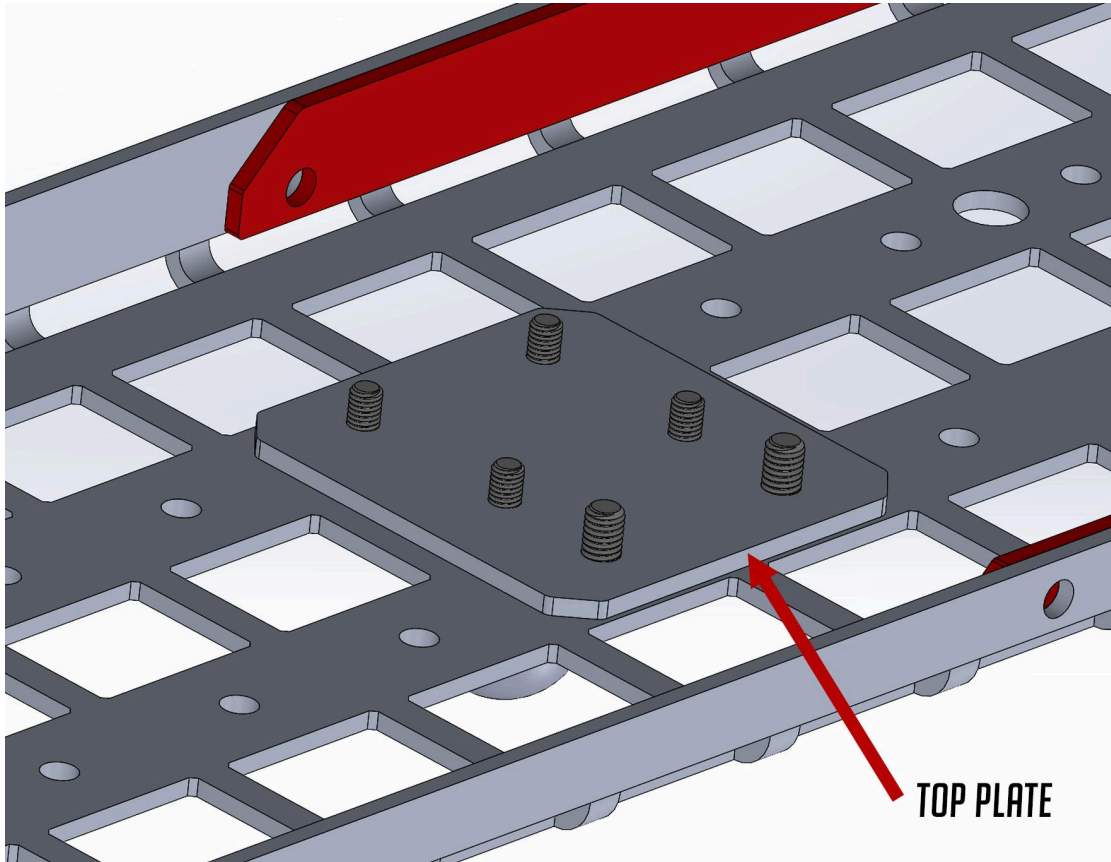
Pay close attention to the location of the 5mm bolts versus the 6mm bolts. The bolts that go through the RAM mount will all be 5mm. The others are 6mm.

All bolts should go up from the bottom of the shelf with the threads sticking up through the Overhead MOLLE Shelf.



Step 2: Add Top Plate

Once the bolts are all inserted and the spacers have been inserted on the top side of the RAM mount, you can add the top plate to tie it all together. Next, tighten everything up, and you're good to go!



Step 3: Share Your Photos

We take great pride in building our products and we hope that pride extends to you after installing them. If you are able to share your photos online (Facebook and Instagram), please tag **@AmericanAdventureLab** in the photo. We would love to see how it turned out and give you some reciprocal attention in return.

Congrats! You're all done!

Thank you!

At American Adventure Lab, we strive to improve anywhere we can. If you experience any issues with this product or have any suggestions, please let us know.

If you have any questions or concerns, please don't hesitate to reach out to us at 385.202.4188 or via email at Sales@AmericanAdventureLab.com.

